

**Addressing the Mathematical Needs of
Teacher Education:
What can be offered by the ICMI-IMU
Felix Klein Project ?**

Michèle Artigue
Université Paris Diderot & ICMI

Jerusalem, April 26, 2011

Summary

- Introduction
- The Klein project
 - Why the Klein project?
 - Organization, development and current state
- Focusing on a specific mathematics concept: the concept of function
 - The Felix Klein's vision
 - Some important changes since the time of Felix Klein
 - How can the Klein project contribute to make these changes accessible and inspiring for secondary teachers?
- Coming back to teacher education

The Felix Klein Project

Why the Felix Klein Project?


- The centennial of ICMI in 2008, the associated reflection on the activities of the Commission since its creation and the challenges it currently faces.
- Among these challenges, the challenge of teacher education.
- The relevance of the reflection developed by Felix Klein, one century ago in his lectures to high school teachers and the associated books “« Elementary mathematics from an advanced standpoint »



Felix Klein's motivation



“For a long time, university men were concerned exclusively with their sciences, without giving a thought to the needs of the schools, without even caring to establish a connection with school mathematics.”



According to him, this attitude resulted in a double discontinuity.

Felix Klein's ambition

Helping overcome these obstacles:

- paying specific attention to the connections between mathematical domains and to applications:

“My task will always be to show you the mutual connection between problems in the various fields. In this way, I hope to make it easier for you to acquire the ability to draw from the great body of knowledge there put before you a living stimulus for your teaching.”

- rejecting the formal approach dominating at that time in high school education and promoting what is known at that time as the “*genetic method*”.


How he sees his role:

“This book is designed as such a mental spur, not as a detailed handbook.”

A discourse meeting current concerns

- The disconnection between taught mathematics and the current state of this scientific field, the effect of such a disconnection on the social image of mathematics and on the attractiveness of mathematics careers.
- Teaching methods which very often do not allow the majority of students to understand the “raison d’être” of the mathematics they are taught and make sense of them, even when they are not so formal.
- But also:
 - an evolution of mathematical sciences both in terms of domains and practices, a development of internal and external connections which makes the task much more difficult and imposes necessary selection (Lovasz 2008).
 - an educational context which is radically different: students, teachers, and also the knowledge accumulated by educational research

The project organization and development



International Mathematical
Union (IMU)



International Commission on
Mathematical Instruction

- The project ambition: to make important developments of mathematics since the time of Felix Klein accessible to high school mathematics teachers in a way empowering them as professionals.
- A project requiring a tight connection between mathematics and mathematics education perspectives, thus a joint project of ICMI and IMU.
- A design group of 8 members chaired by Bill Barton, the current ICMI President, in charge of conceptualizing the project and organizing its realization.

Our initial vision of the Klein project

- A synthetic and stimulating book (about 300 pages), simultaneously published in different languages, addressed to senior high school mathematics teachers in priority (thus to mathematics teachers with some university mathematics background), and supposed interest in mathematics.
- A website complementing the book and including associated educational resources, open to contributions.
- A series of Klein conferences where mathematicians, mathematics educators, teacher educators and teachers would collaboratively work on the project, comment on drafts, offer their own contributions.

The book / The Wiki

The book:

- What is aimed at is not an advanced course but a simulating description, emphasizing the main ideas and illustrating these with examples which can be inspiring for a secondary teacher.
- A structure including:
 - chapters focusing both on classical mathematical domains and on newer areas of increasing importance: logics, arithmetic, algebra and structures, geometry, functions and analysis, probabilities and statistics, discrete mathematics, computation
 - and also transversal chapters focusing on internal and external connections, and the ways mathematicians work.
- The impact of the first Klein conference in Madeira: the creation of the wiki “kleinproject.org” and the emergence of the idea of “Klein Vignette”.

www.kleinproject.org

The screenshot shows a web browser window with the address bar containing "klein project". The page title is "The Klein Project". The main content area features the title "The Klein Project" and two logos: the International Mathematical Union (IMU) and the International Commission on Mathematical Instruction (ICMI). Below these logos is the heading "Mathematics for Upper Secondary Teachers". The text describes a project commissioned in 2008 to revisit Felix Klein's work on elementary mathematics. A yellow book cover is shown on the right side of the page. The browser's navigation bar includes various tools like "Rechercher", "Partager", "Orthographe", and "Connexion". The search bar contains the text "klein project". The page is in English, as indicated by the Google Translate notice at the top.

Google klein project

Rechercher

Partager

Orthographe

Connexion

Search

HyperCam

Record

Play

Hypersnap

YouTube Video

Games

Radio

Facebook

Weather

The Klein Project

Google

Club VAIO | Accueil

Page



Outils

Google™ Cette page est en anglais. La traduire à l'aide de la barre d'outils Google ? [En savoir plus](#) Pas en anglais ? [Aidez-nous à améliorer notre service.](#) Traduire

Anmelden / Benutzerkonto erstellen

Seite Diskussion Quelltext anzeigen Versionen/Autoren

The Klein Project

 International Mathematical Union (IMU)  International Commission on Mathematical Instruction

Mathematics for Upper Secondary Teachers

In 2008 [IMU](#) and [ICMI](#) commissioned a project to revisit the intent of [Felix Klein](#) when he wrote *Elementary Mathematics from an Advanced Standpoint* one hundred years earlier. The aim is to produce a book for upper secondary teachers that communicates the breadth and vitality of the research discipline of mathematics and connects it to the senior secondary school curriculum. The 300-page book, prepared in more than 10 languages, will be written to inspire teachers to present to their students a more informed picture of the growing and interconnected field represented by the mathematical sciences in today's world. We expect this will be backed up by web, print, and DVD resources. For more information see [More Information](#) below.

The international Design Group for the project met first in Paris in May 2009, and again in Auckland in April, 2010. The project is expected to take about four years.

The book cannot be either comprehensive, nor definitive of the field. The text will emphasise links between branches of the field and generic themes (such as the impact of computing). Insights from mathematical education will not be addressed specifically but will be implicit in many places.

Die Grundlehren der mathematischen Wissenschaften Band 14

F. Klein

Elementarmathematik vom höheren Standpunkte aus I

Ads by Google

[Brain Training Games](#)

Improve memory and attention with scientific brain

Internet | Mode protégé : activé 100%

Klein Vignettes

- The idea of Klein Vignette: to illustrate an important mathematical idea or to present an important application of mathematics in a way potentially stimulating and inspiring for a secondary mathematics teacher.
- At the moment, two main types of vignettes:
 - vignettes proposing trajectories connecting school mathematics and more advanced and recent mathematics;
 - vignettes which make visible and understandable the mathematics implemented in artifacts or techniques.

Towards an identity for the Klein vignettes

- To be short (4 to 6 pages).
- To begin with an example or a problem stimulating for a secondary mathematics teacher.
- To involve recent mathematical developments (20th or 21st centuries).
- To explicitly show mathematics while limiting technical developments.
- To make explicit why the theme treated is important and to end by an explicit mathematical morale.
- To provide references easily accessible, for instance on line, allowing the interested teacher to deepen his/her mathematical reflection or envisage an educational exploitation of the vignette

The first vignette

The screenshot shows a Firefox browser window with the address bar at <http://www.kleinproject.org/>. The browser's toolbar includes navigation buttons, a search bar, and various utility icons. The page content is from a Wiki, with a navigation menu on the left and a table of contents on the right. The main article is titled "Heron Triangles and Elliptic Curves" and features a section "A tale of two triangles" with two diagrams of triangles. The first diagram shows a triangle with sides labeled $\frac{156}{35}$, $\frac{101}{21}$, and 41. The second diagram shows a right-angled triangle with sides 5, 4, and 3.

Navigation: [Hauptseite](#), [Letzte Änderungen](#), [Hilfe](#)

Suche:

Ads by Google: [University of Phoenix®](#) Official Site. Online Programs. Flexible Classes. Get Info Today. [Phoenix.edu](#)

Heron Triangles and Elliptic Curves

[Seite](#) [Diskussion](#) [Quelltext betrachten](#) [Versionen/Autoren](#)

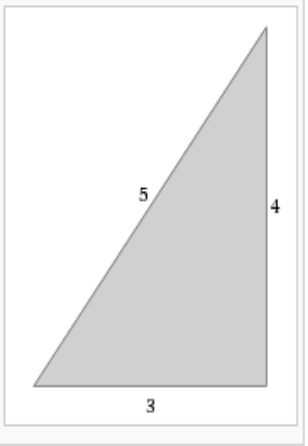
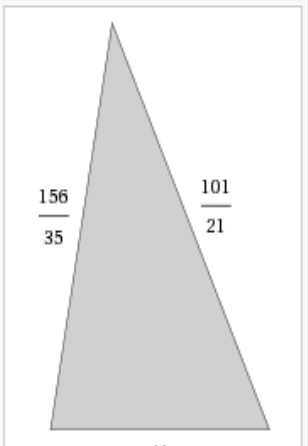
Inhaltsverzeichnis [\[Verbergen\]](#)

- [1 A tale of two triangles](#)
 - [1.1 Note](#)
- [2 The space of triangles](#)
- [3 A curve of triangles with constant area and perimeter](#)
- [4 Finding points on the curve](#)
- [5 The mathematical moral](#)

A tale of two triangles

The following question arose in a group of teachers and mathematicians working for the [Focus on Math project](#). If two triangles have the same area and the same perimeter, are they necessarily congruent? It turns out that the answer is no. For example, the triangle with sides 3, 4, and 5 has the same area and perimeter as the triangle with sides $\frac{41}{15}$, $\frac{101}{21}$, and $\frac{156}{35}$.

Indeed, the perimeter is



Help Expert Math Tutors. Try it Free Now TutorNext.com

[Triangles And Angles](#)

Find more sources/options for what your looking for www.webcrawler.com

where $s = \frac{1}{2}(a + b + c)$ is the semiperimeter of the triangle. A [quick calculation](#) using this formula shows that the area of the triangle on the left is also 6.

Note

For a description of how the teachers and mathematicians in Focus on Math worked on the this question see Steven Rosenberg, Michael Spillane, and Daniel-B. Wulf, *Delving deeper: Heron triangles and moduli spaces*, Mathematics Teacher **101** (2008), no.~9, 656.

The space of triangles

How do we find examples like this? The secret is to find the right way of representing the space of all triangles. There are many possible ways to do this. For example, we could think of the space of triangles as the subspace of all triples $(a, b, c) \in \mathbb{R}^3$ corresponding to the three sides of the triangle. Not every point in \mathbb{R}^3 corresponds to a triangle; for example, all the coordinates must be positive. Can you think of other restrictions?

There's another way of putting coordinates on the space of triangles using angles instead of lengths. Every triangle has an inscribed circle, and the radius r of the circle has a simple relationship with the area A and semiperimeter s , namely

$$A = rs. \tag{1}$$

To see why this is true, drop perpendiculars from the center of the circle to the sides of the triangle, as in Figure 1. These perpendiculars form the altitudes of 3 smaller triangles with bases on the sides of the big triangle and vertices at the center of the inscribed circle. Adding up the areas of these triangles we get equation (1).

Equation (1) tells us that if two triangles have the same area and same semiperimeter, then the radii of their inscribed circles are also the same. So if we are looking for two such triangles we will find them in the space of all triangles inscribed around a fixed circle. Instead of using lengths to parameterize this space, we will use the angles formed by the three radii at the center of incircle, as in in Figure 1.

A curve of triangles with constant area and perimeter

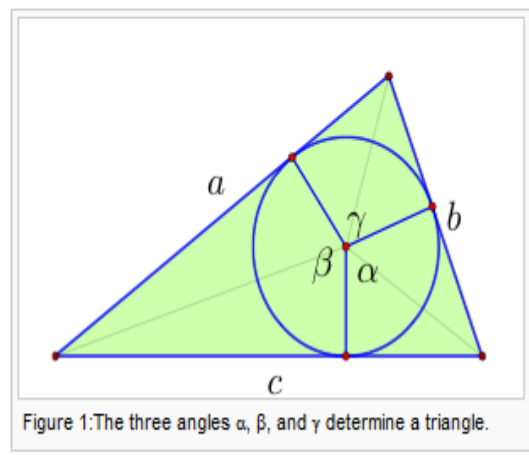


Figure 1: The three angles α, β, and γ determine a triangle.



of the incircle, as follows. The radii and the lines from the vertices to the incenter break the triangle into six right triangles. Because the lines from the vertices to the center bisect the angles of the big triangle, these right triangles occur in congruent pairs. Taking one base length from each pair and adding, we get

$$s = r \left(\tan \frac{\alpha}{2} + \tan \frac{\beta}{2} + \tan \frac{\gamma}{2} \right). \quad (2)$$

Equations (1) and (2) together tell us that if the area A and semiperimeter s are constant, then so is the sum of the tangents:

$$\tan \frac{\alpha}{2} + \tan \frac{\beta}{2} + \tan \frac{\gamma}{2} = \frac{s^2}{A}. \quad (3)$$

Second, we translate this condition into an equation defining a curve

in the plane. Let $x = \tan(\alpha/2)$, $y = \tan(\beta/2)$, and $z = \tan(\gamma/2)$. Since $\alpha + \beta + \gamma = 2\pi$, we have

$$\frac{\gamma}{2} = \pi - \frac{\alpha}{2} - \frac{\beta}{2},$$

so

$$z = \tan \left(\frac{\gamma}{2} \right) = \tan \left(\pi - \frac{\alpha}{2} - \frac{\beta}{2} \right) = -\tan \left(\frac{\alpha}{2} + \frac{\beta}{2} \right) = -\frac{x + y}{1 - xy}.$$

Then, if k is the constant s^2/A , equation (3) becomes for fixed k , the equation

$$x + y - \frac{x + y}{1 - xy} = k,$$

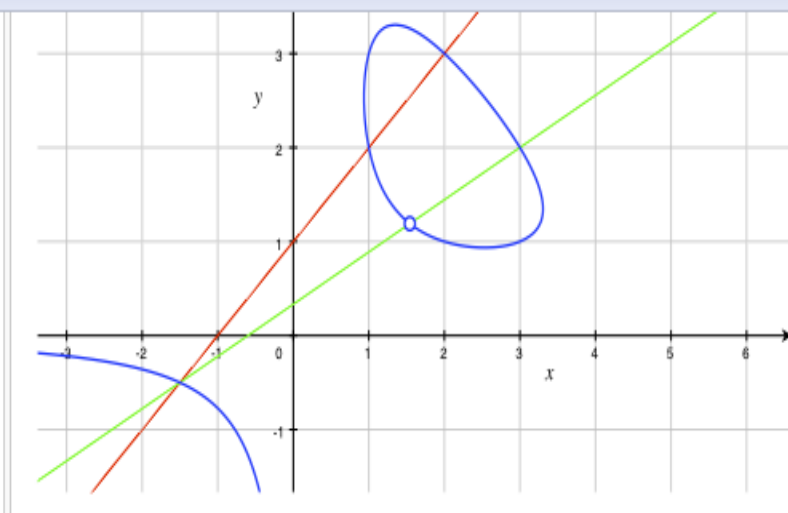


Figure 2: the curve of triangles

The mathematical moral

“The study of elliptic curves is a central area of research in number theory, with applications to the cryptographic schemes behind secure financial transactions on the web. Elliptic curves played a central role in the proof of Fermat's Last Theorem.

The story described in this article shows the remarkable unity of mathematics, starting as it does in high school and ending in research. Along the way we encountered a fundamental idea in modern mathematics: the idea of solving a problem about a particular type of object (triangles with area 6 and perimeter 12, for example) by situating the object in a more general space (the space of all triangles) and finding the right way of parametrizing that space. “

The Felix Klein Conferences

- Madeira, Portugal (October 2009), the emergence of the Klein project in Portuguese language
- Castro Urdale, Spain (June 2010)
- Oxford, England (June 2010)
- Belo-Horizonte, Brasil (July 2010)
- Pittsburg Mathfest, USA (August 2010)
- Stockholm, Sweden (June 2011)
- Palo Alto, USA (November 2011)

Focusing on a specific concept:

The concept of function

The concept of function: a key concept for Felix Klein

“We, who are called the reformers, would put the function concept at the very center of instruction, because, of all the concepts of the mathematics of the past two centuries, this one plays the leading role wherever mathematical thought is used. We would introduce it into instruction as early as possible with constant use of graphical method, the representation of functional relations in the $x y$ system, which is used today as a matter of course in every practical application of mathematics.” (p.4)

The Felix Klein's vision

- An historical reference to the dual vision of the idea of function present in Euler's work, and the subsequent evolution leading:
 - on the one hand to the theory of analytical functions by Lagrange,
 - on the other hand, to the general definition of functions in terms of arbitrary correspondence expressed by Dirichlet in relation to the study of Fourier's series.
- The attention paid to the definition of transcendental functions (*"the most important thing for us to discuss"*) and to the representation of functions by trigonometric series.
- A genetic vision of teaching, following the historical development with some hysteresis, using inductive and heuristic approaches based on perception.

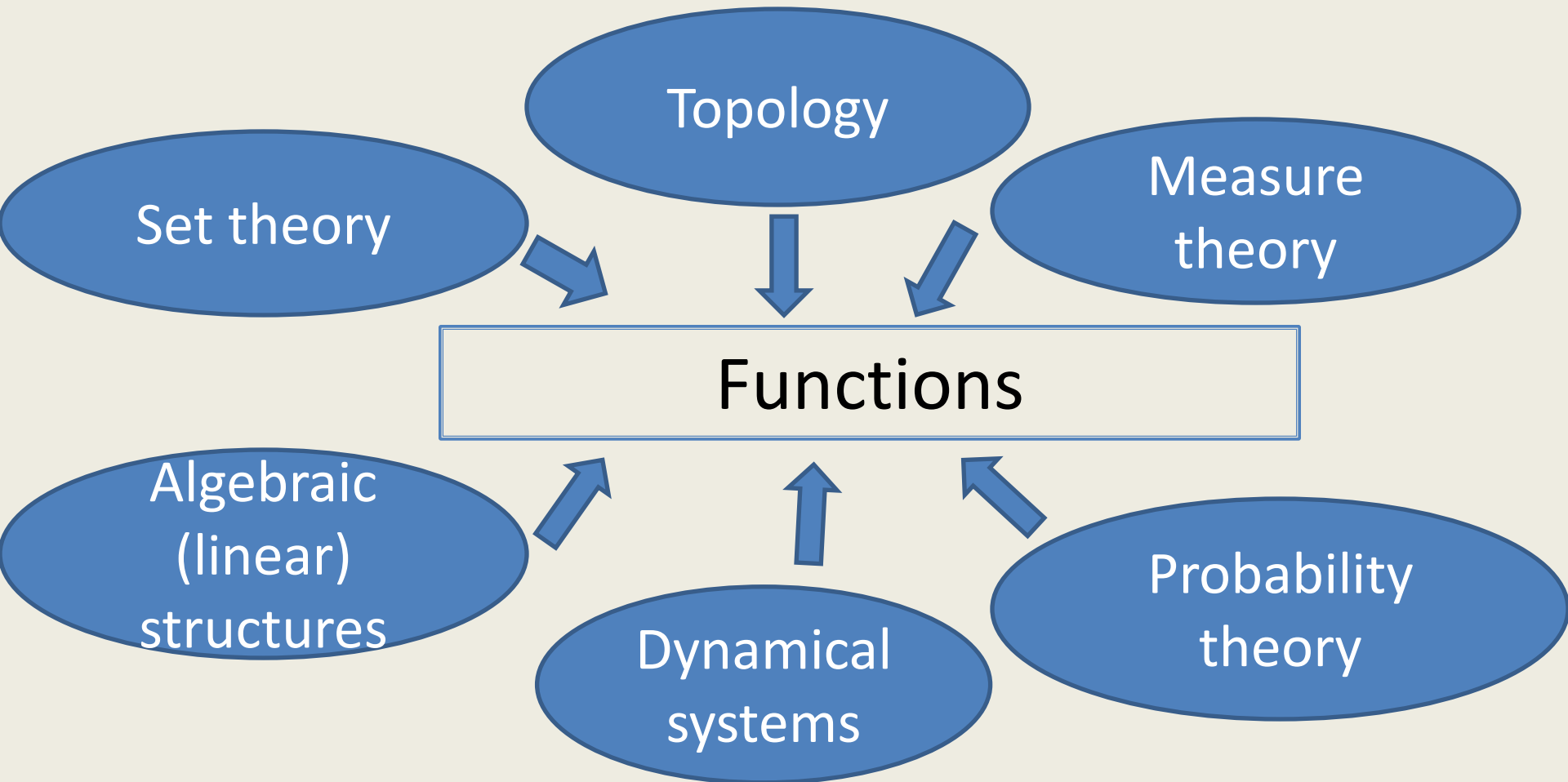
The Felix Klein's vision

“We desire merely that the general notion of function, according to the one or the other of Euler interpretations, should permeate as a ferment the entire mathematical instruction in the higher schools. It should not, of course, be introduced by means of abstract definitions, but should be transmitted to the students as a living possession, by means of elementary examples, such as one finds in large number in Euler.” (p.205)

The Felix Klein's vision

- But also, a rather critical vision of recent developments and interest for functions “which contain the most disagreeable singularities balled into horrid lumps”.
- And associated, a distinction made between two types of generalizations:
 - those being developed in reference to applications,
 - those which “are the result purely of the love of mathematical research, which has taken no account whatever of the needs of natural phenomena, and the results have indeed found as yet no direct application.”

Since Klein's time: a huge and multidimensional evolution



With important consequences

- On the vision of this domain:
 - new perspectives on the notion of function,
 - new perspectives on the relationships between normality and pathology,
 - a renewed vision of the “linear” (local/global)
 - new connections
- On mathematical practices, essentially due to the technological evolution.

How to convey this evolution in the Klein project?

The necessity to take into account:

- the evolution of teachers' preparation and culture,
- the advances of didactical knowledge regarding this particular theme, but also more generally teachers' knowledge, representations and practices,
- the evolution of educational contexts, of modes of access to information, of social practices, the diversity of resources currently available.

How to select inspiring themes?

- **The epistemological potential:** considering the mathematical ideas and meta-ideas that the theme makes it possible to illustrate and work on.
- **The didactical potential:** considering the potential for addressing important curricular issues, bridge with secondary mathematics.
- **The practice potential:** considering the mathematical practices that the theme potentially engages, makes it possible to illustrate.
- **The connection potential:** considering the connections that the theme can support between representations, areas, fields.
- **The challenging potential:** considering the potential offered for questioning common views, stimulating interest, linking mathematics with the outside world
- **The cultural potential:** considering the potential offered to reflect mathematics as a cultural and historical enterprise, as well as a living science.

One example: The fixed point theorem of Banach

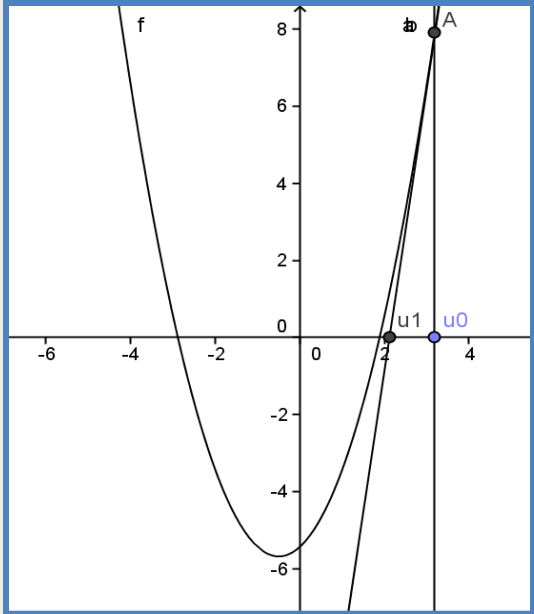
- A theorem central in Analysis in order to ensure the existence of objects and find ways for approximating them.
- A theorem bridging qualitative and quantitative work in Analysis in the most modern ways.
- A theorem already present, at least implicitly, in secondary education, in the particular context of functions of one variable, but whose extension to functional spaces shows the power of Analysis.
- A theorem having applications in various areas, both internal and external to mathematics.
- A theorem which makes it possible to revisit and understand differently mathematical situations already familiar, and also to establish connections between very ancient mathematics and current developments of the discipline.

A formulation of the theorem

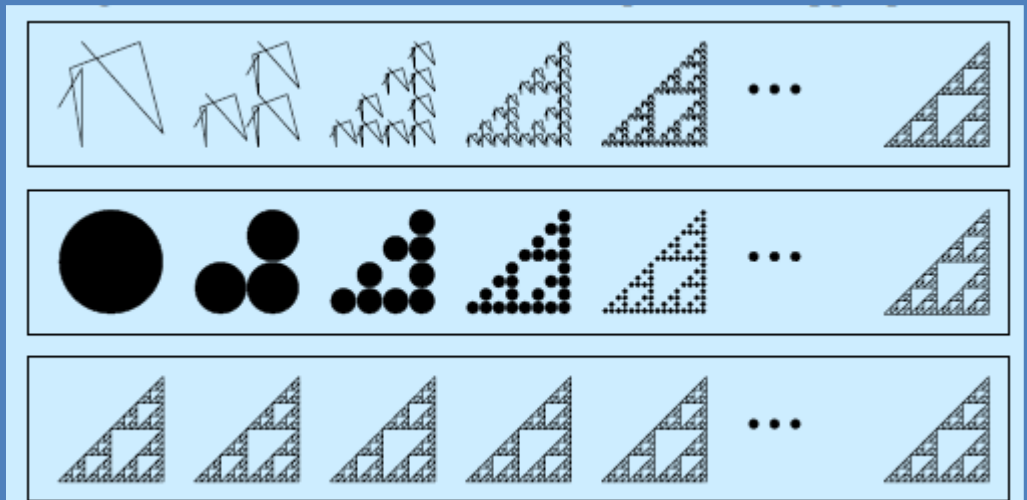
If f is a contracting mapping in a complete metric space, then f has a unique fixed point, and any sequence defined by the recurrence relation $u_{n+1}=f(u_n)$ converges towards this fixed point whatever is its initial term.

Bridging history and current mathematics

The so-called Heron's sequence
$$X_{n+1} = 0.5(x_n + a/x_n)$$



The iterative generation of fractals



The Newton's method implemented in hand calculators

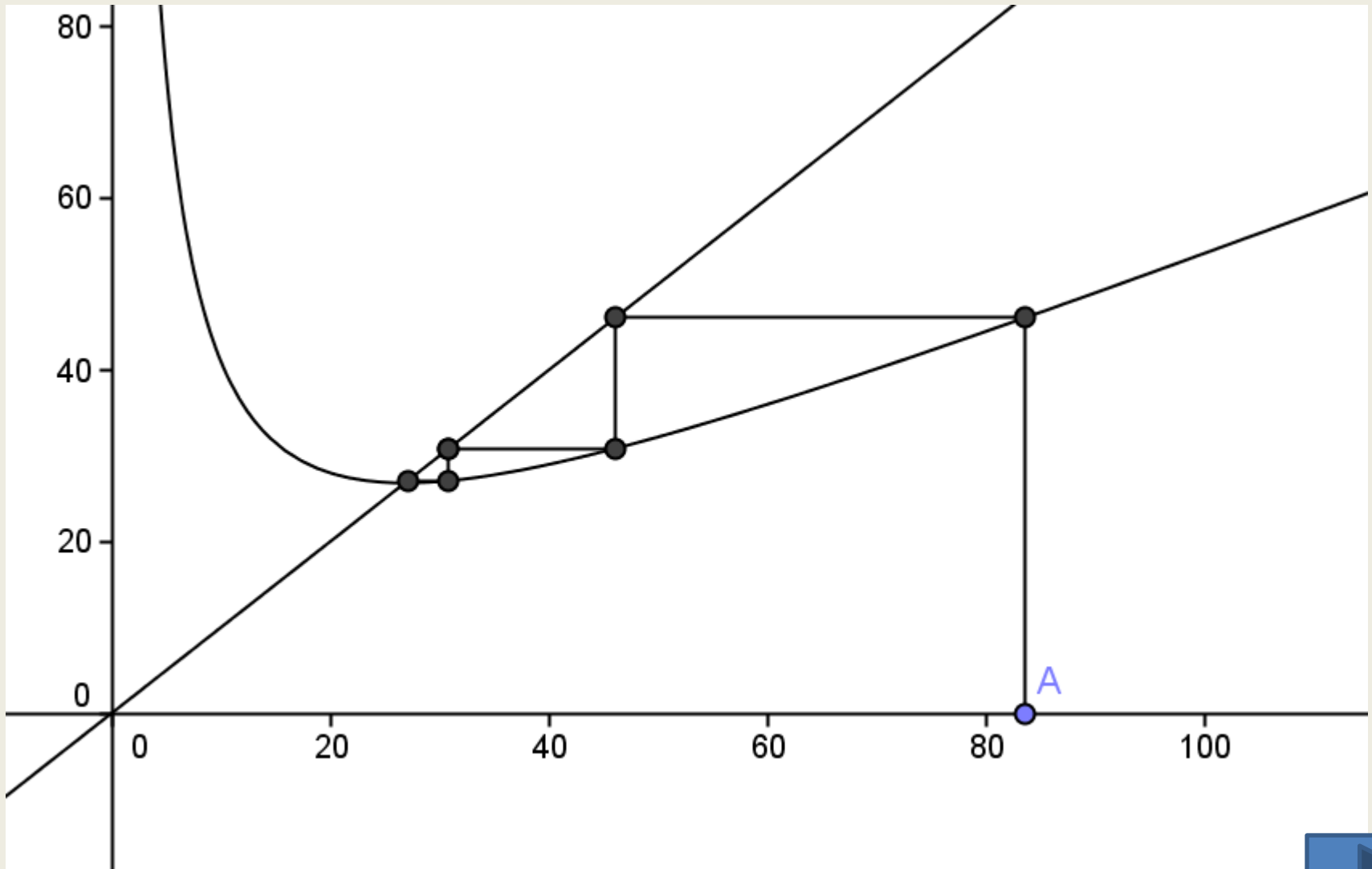
The Heron's method

'Since', says Heron,¹ '720 has not its side rational, we can obtain its side within a very small difference as follows. Since the next succeeding square number is 729, which has 27 for its side, divide 720 by 27. This gives $26\frac{2}{3}$. Add 27 to this, making $53\frac{2}{3}$, and take half of this or $26\frac{1}{2}\frac{1}{3}$. The side of 720 will therefore be very nearly $26\frac{1}{2}\frac{1}{3}$. In fact, if we multiply $26\frac{1}{2}\frac{1}{3}$ by itself, the product is $720\frac{1}{36}$, so that the difference (in the square) is $\frac{1}{36}$.

'If we desire to make the difference still smaller than $\frac{1}{36}$, we shall take $720\frac{1}{36}$ instead of 729 [or rather we should take $26\frac{1}{2}\frac{1}{3}$ instead of 27], and by proceeding in the same way we shall find that the resulting difference is much less than $\frac{1}{36}$.'



Vizualizing the Heron's sequence



The connection with Newton's method

$$f(x) = x^2 - 720$$

Equation of the tangent at the point $(x_n, f(x_n))$:

$$y - f(x_n) = 2x_n (x - x_n)$$

Intersection with (Ox) :

$$x_{n+1} = x_n - f(x_n)/2x_n$$

$$x_{n+1} = (x_n + 720/x_n)/2$$

A fixed point super-attractive

More generally: $x_{n+1} = x_n - f(x_n)/f'(x_n)$

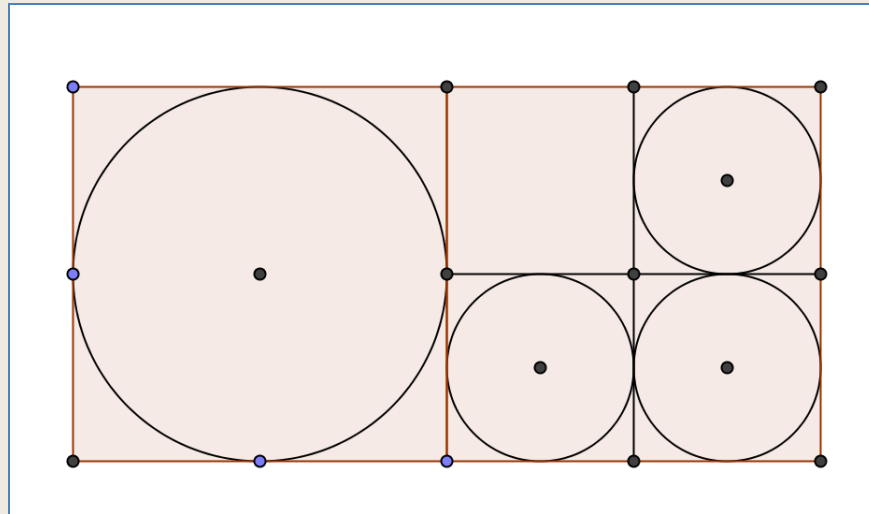
$$x_{n+1} = g(x_n) \quad \text{with} \quad g(x) = x - f(x)/f'(x)$$

$$g'(x) = 1 - 1 + f(x).f''(x)/[f'(x)]^2$$

If $f(a)=0$ then $g'(a)=0$

Generating fractal sets

Three affine transformations

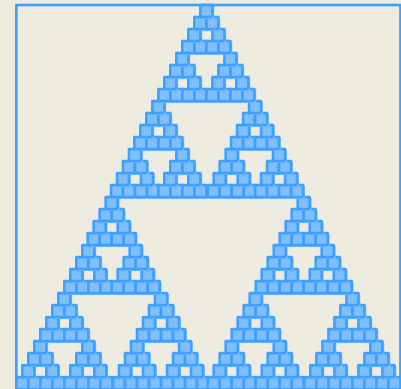


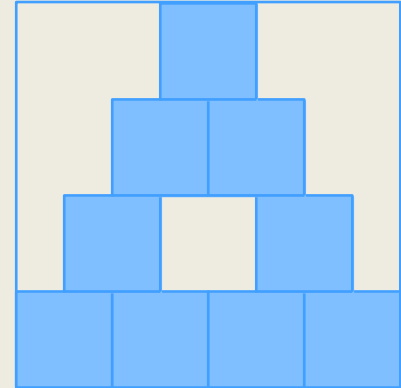
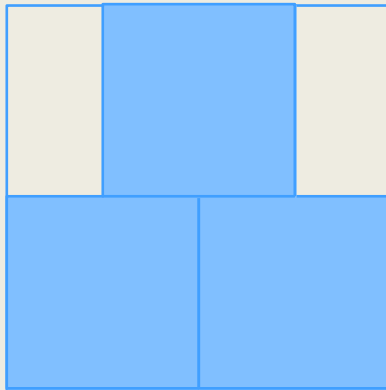



$$(x,y) \rightarrow (x/2 + 1/2, y/2 + 1/2)$$

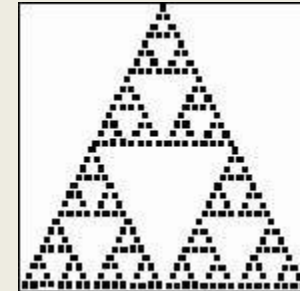
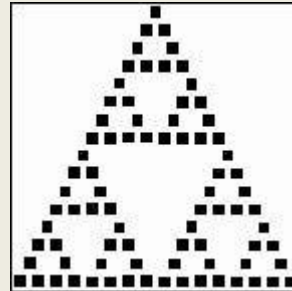




$$(x,y) \rightarrow (x/2 + 1/2, y/2 - 1/2)$$

$$(x,y) \rightarrow (x/2 - 1/2, y/2 - 1/2)$$

Another close transformation



With another initial figure: apparently the same limit



Application to the production and compression of images

The production of a fern

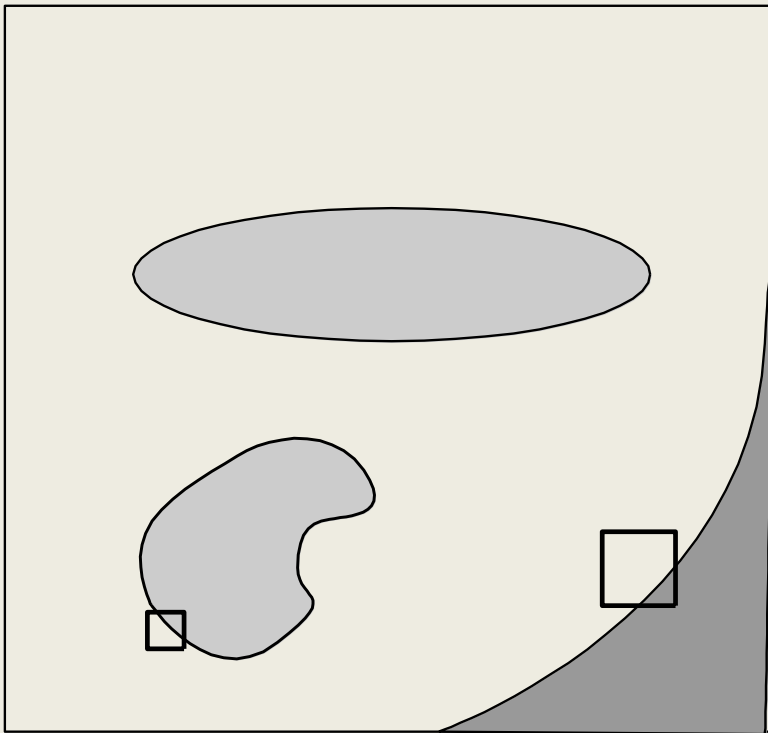
(Rousseau & Saint Aubin, 2008)



The corresponding program in Mathematica

```
m=15000
L[n_]:=If[1<n<87,2,n]
H[n_]:=If[86<n<94,3,L[n]]
K[n_]:=If[n>93,4,H[n]]
R=Table[K[Random[Integer,{1,100}]],{m}];
F[1,x_,y_]:=0
G[1,x_,y_]:=0.16*y
F[2,x_,y_]:=x*0.85+y*0.04
G[2,x_,y_]:=-x*0.04+y*0.85+1.6
F[3,x_,y_]:=x*0.2-y*0.26
G[3,x_,y_]:=0.23*x+0.22*y+1.6
F[4,x_,y_]:=-x*0.15+y*0.28
G[4,x_,y_]:=x*0.26+y*0.24+0.44
x[1]:=0
y[1]:=0
Do[{x[n+1],y[n+1]}={F[R[[n]],x[n],y[n]],G[R[[n]],x[n],y[n]]},{n,1,m}
T=Table[{x[n],y[n]},{n,m}];
ListPlot[T, AspectRatio->1, Axes-> False]
```

Compression of images



Coding:


We replace any small square by the image of a similar larger square under a homothety of ratio $\frac{1}{2}$ composed with one of 8 transformations:

- Identity plus 3 rotations
- 4 symetries

We adjust contrast.

We make a translation of the level of grey.

An example



First iteration

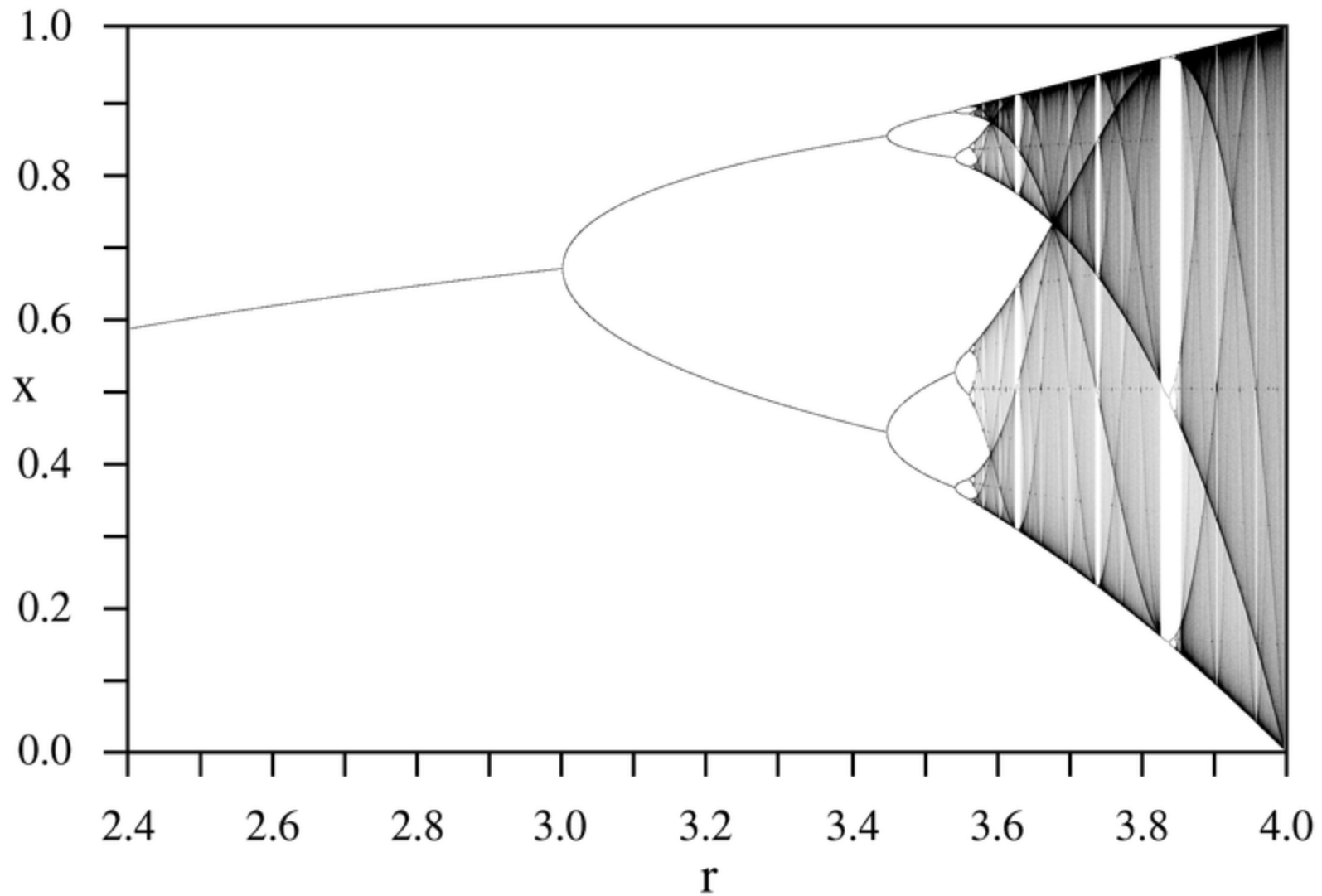


Sixth iteration

Coming back to teacher education

An example of use in teacher education

1. Starting with the Heron's method for approaching square roots.
2. Studying it with high school mathematical tools both qualitatively and quantitatively, using CAS.
3. Revisiting this method at the light of fixed point theory, including the distinction between attractive and super-attractive fixed points.
4. Connecting with Newton's method.
5. Reinvesting in the study of logistic sequences, meeting bifurcation phenomena and transition to chaos (video + detailed paper).
6. Generalizing the view on the fixed point theorem, considering more general spaces, connecting the arguments used. Adding an algorithmic perspective.



http://images.math.cnrs.fr/La-methode-de-Newton-et-son.html

Images des mathématiques - La méthode de Newton et son fractal - Mozilla Firefox

Echier Édition Affichage Historique Marque-pages Yahoo! Outils ?

http://images.math.cnrs.fr/La-methode-de-Newton-et-son.html

Les plus visités Débuter avec Firefox À la une MailBigFile.com | Send...

Search Web Mail Shopping Personals My Yahoo! News Games Travel Finance Answers Sports

cnrs

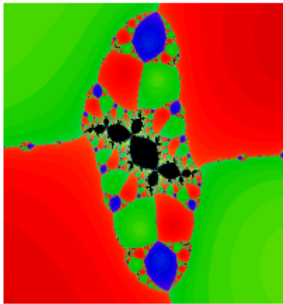
Images des mathématiques

La recherche mathématique en mots et en images

Articles mathématiques — Piste rouge — Systèmes dynamiques — 4 commentaires

La méthode de Newton et son fractal

Le 18 avril 2009, par **Tan Lei**
Maitre de Conférences Université de Cergy-Pontoise ([page web](#))



DANS la vie courante, des problèmes mathématiques se modélisent souvent sous forme d'équations. Résoudre ces problèmes revient alors à trouver des solutions à ces équations.

Les dimensions d'une feuille de papier

Voici un exemple : prenons une feuille de papier A4 standard. Sa largeur est de 21 cm (nous l'avons un peu arrondie pour simplifier le calcul [1]). Sa longueur mesure entre 29 cm et 30 cm. Comment expliquer ce rapport « étrange » entre longueur et largeur ?

En effet, pour des raisons économiques et esthétiques, ce rapport a été choisi pour qu'après avoir été plié en deux, le papier reprenne la même forme, c'est-à-dire le même rapport longueur/largeur. Ainsi, en notant x la longueur de notre feuille A4, le rapport longueur/largeur avant le pliage est de $x/21$. Après le pliage, la nouvelle longueur est 21cm, et la nouvelle largeur $x/2$, avec donc comme rapport $21/(x/2)$. La longueur x de la feuille A4 est donc solution de l'équation

$$x/21 = 21/(x/2),$$

http://iremp7.math.jussieu.fr/

IREM | Accueil - Mozilla Firefox

Fichier Édition Affichage Historique Marque-pages Yahoo! Outils ?

http://iremp7.math.jussieu.fr/ irem Paris 7


Les plus visités Débuter avec Firefox À la une MailBigFile.com | Send...

Search Web Mail Shopping Personals My Yahoo! News Games Travel Finance Answers Sports

Présentation Liste de diffusion Liens Contact

IREM Institut de Recherche sur l'Enseignement des Mathématiques de Paris 7

université
PARIS
DIDEROT
PARIS 7



LES MATHÉMATIQUES :
DÉMONSTRATION, DESCRIPTION,
EXPÉRIENCE


Conférencier : Martin Andler, Université de Versailles Saint
Quentin et association Animath
16 Février 2005
Durée : 115 minutes [Plus d'infos...](#)

ACCÈS RAPIDE

- Accueil
- Actualités
- Calendrier
- Vidéos
- Articles

SECTIONS

VIDÉOS




**La boîte à outils d'une perspective
(Nuremberg, XVIème siècle)**
Huitième et dernière conférence donnée dans
le cadre de la journée scientifique en
l'honneur de Jean-Luc Verley,
29 janvier 2005.

CALENDRIER

JUIN

D	L	M	M	J	V	S
		1	2	3	4	5
6	7	8	9	10	11	12

RECHERCHE



ACTUALITÉS

Aucune actualité récente.

Données transférées depuis a.images.blip.tv

Teacher education: some legitimate ambitions

- **Consolidation and connections:** ensuring a deep understanding of elementary analysis, including the awareness of the specific modes of reasoning in that domain and reasonable technical operability, taking into account the support provided by technology, emphasizing connections with other domains and with secondary maths,
- **Development:** introducing to more advanced perspectives on rather familiar objects, taking into account the evolution of the field.
- **Openness:** meeting new mathematical objects and perspectives, phenomena today highly popularized...

And, as a member of the Klein project

My wish and that of the design team that the reflection you are developing regarding teacher knowledge will generate contributions to the Felix Klein Project